



District Report Card: 2017


State: Telangana	District: Nizamabad
Class: 5	Subject: Language
Schools: 61	Students: 909


Participation/Coverage


Students

 GENDER	Boys		Girls	
	Number	%	Number	%
	424	46.64	485	53.36

 AREA	Rural		Urban	
	Number	%	Number	%
	651	71.62	258	28.38

 CATEGORY	SC		ST		OBC		GEN	
	Number	%	Number	%	Number	%	Number	%
	227	24.97	78	8.58	466	51.27	138	15.18

 CWSN	LD	VI	HI	S&LD	ID	Oth
	2	1	0	3	0	11

 Management	Government		Government-aided	
	Number	%	Number	%
	750	82.51	159	17.49

Average Performance of Students in Language (%)

Overall	Gender		Area		Management		Social Group			
	Male	Female	Rural	Urban	Govt.	Aided	SC	ST	OBC	GEN
60.36	59.70	60.93	59.28	63.07	58.52	69.06	50.72	60.00	62.78	68.26

Performance on Learning Outcomes (LOs)

Learning Outcomes	Description	Average Performance(%)
L504	Reads and comprehends independently storybooks, news items/ headlines, advertisements etc.	61.80
L508	Reads text with comprehension, locates details and sequence of events	59.64

Range of Performance of Students who Answered Correctly							
Below 30%		30% - 50%		50% - 75%		Above 75%	
Number	%	Number	%	Number	%	Number	%
112	12.32	203	22.33	331	36.41	263	28.93

Lowest Performing Learning Outcomes (LOs)

- 1 - Reads text with comprehension, locates details and sequence of events (59.64)
- 2 - Reads and comprehends independently storybooks, news items/ headlines, advertisements etc. (61.80)